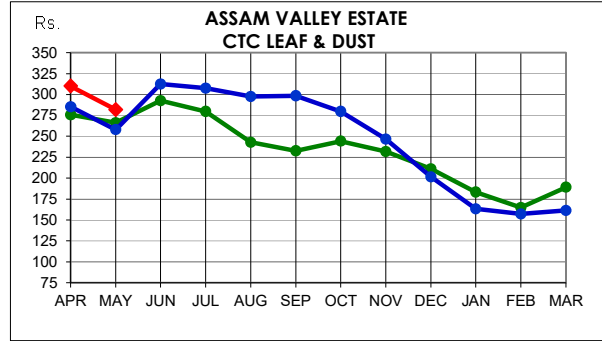


North India-Assam Valley - CTC Leaf & Dust

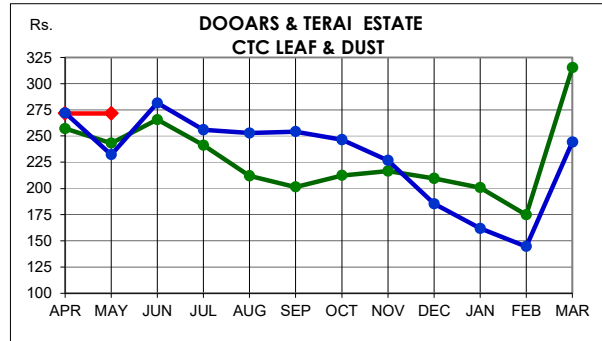
Months	2026/27	2025/26	26 vs 25	2024/25	26 vs 24
APR	310.02	275.79	34.23	285.33	24.70
MAY	282.03	266.49	15.54	258.23	23.81
JUN		292.78		312.75	
JUL		279.80		307.61	
AUG		243.07		297.75	
SEP		232.87		298.57	
OCT		244.22		279.81	
NOV		231.85		246.86	
DEC		211.41		201.67	
JAN		183.39		163.43	
FEB		165.04		157.19	
MAR		189.29		161.36	
April to May	288.70	269.59	19.12	261.56	27.14



Dust : Excluding Orthodox Dust

North India-Doors & Terai - CTC Leaf & Dust

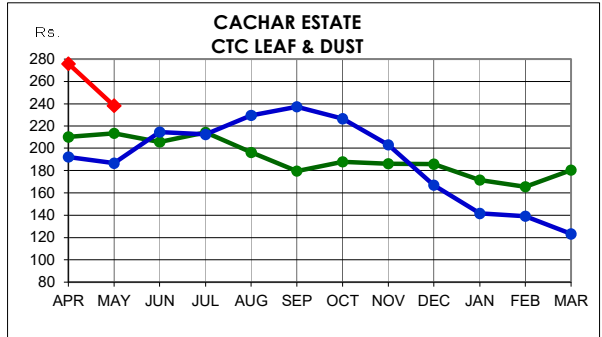
Months	2026/27	2025/26	26 vs 25	2024/25	26 vs 24
APR	271.60	257.10	14.51	272.02	-0.41
MAY	271.61	243.14	28.47	232.18	39.42
JUN		265.72		281.49	
JUL		241.23		255.98	
AUG		211.95		252.81	
SEP		201.43		254.23	
OCT		212.53		246.44	
NOV		216.71		226.76	
DEC		209.59		185.28	
JAN		200.87		161.85	
FEB		174.74		144.59	
MAR		315.29		244.37	
April to May	271.61	250.61	20.99	244.80	26.81



Dust : Excluding Orthodox Dust

North India-Cachar - CTC Leaf & Dust

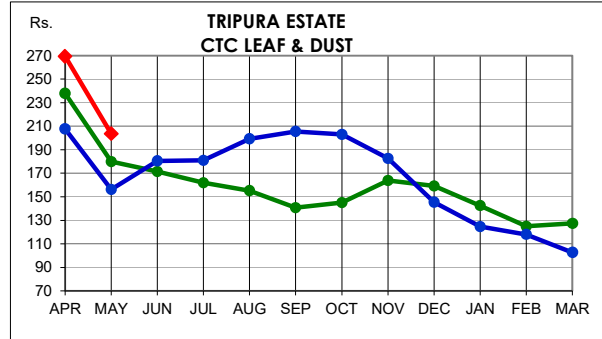
Months	2026/27	2025/26	26 vs 25	2024/25	26 vs 24
APR	275.87	210.13	65.74	192.24	83.63
MAY	238.20	213.55	24.65	186.66	51.53
JUN		205.70		214.51	
JUL		214.32		212.44	
AUG		196.38		229.55	
SEP		179.51		237.22	
OCT		187.87		226.50	
NOV		186.29		203.12	
DEC		185.74		166.93	
JAN		171.61		141.58	
FEB		165.56		139.15	
MAR		180.45		123.22	
April to May	243.83	212.76	31.06	187.83	56.00



Dust : Excluding Orthodox Dust

North India-TRIPURA - CTC Leaf & Dust

Months	2026/27	2025/26	26 vs 25	2024/25	26 vs 24
APR	269.34	237.77	31.57	207.75	61.59
MAY	203.48	179.93	23.55	156.19	47.29
JUN		171.48		180.39	
JUL		161.86		180.86	
AUG		155.09		199.16	
SEP		140.61		205.47	
OCT		144.94		202.91	
NOV		163.78		182.64	
DEC		159.02		145.39	
JAN		142.53		124.70	
FEB		124.88		117.92	
MAR		127.31		102.71	
April to May	221.40	204.24	17.16	163.63	57.77



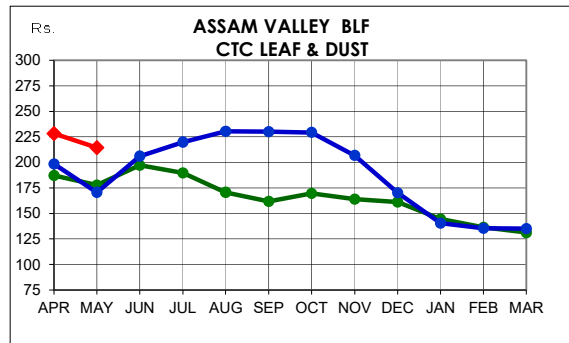
Dust : Excluding Orthodox Dust

North India-Assam Valley - CTC Leaf & Dust

BLF

Months	2026/27	2025/26	26 vs 25	2024/25	26 vs 24
APR	228.19	187.11	41.08	198.34	29.85
MAY	214.48	177.69	36.80	170.72	43.76
JUN		197.15		206.06	
JUL		189.66		219.85	
AUG		170.77		230.42	
SEP		161.86		230.09	
OCT		169.57		229.35	
NOV		163.97		206.76	
DEC		161.21		170.20	
JAN		144.41		140.53	
FEB		136.28		135.56	
MAR		131.28		135.06	
April to May	218.44	181.22	37.21	175.13	43.31

Dust : Excluding Orthodox Dust



North India-Dooars & Terai - CTC Leaf & Dust

BLF

Months	2026/27	2025/26	26 vs 25	2024/25	26 vs 24
APR	147.91	134.53	13.38	130.73	17.18
MAY	155.51	129.45	26.06	133.57	21.94
JUN		122.54		143.26	
JUL		115.00		148.50	
AUG		110.99		169.86	
SEP		112.92		185.50	
OCT		122.32		194.81	
NOV		126.61		169.34	
DEC		130.57		147.82	
JAN		124.17		131.03	
FEB		121.55		128.30	
MAR		134.26		131.61	
April to May	151.69	131.88	19.81	132.45	19.24

Dust : Excluding Orthodox Dust

