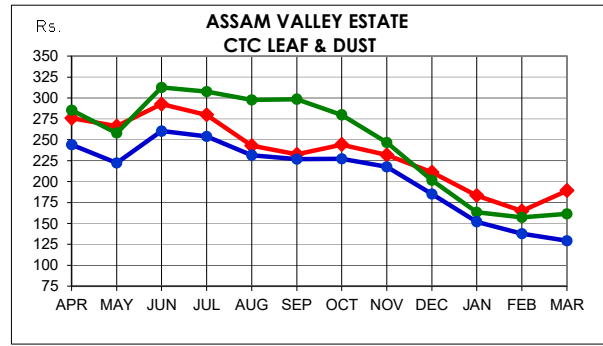


North India-Assam Valley - CTC Leaf & Dust Estate

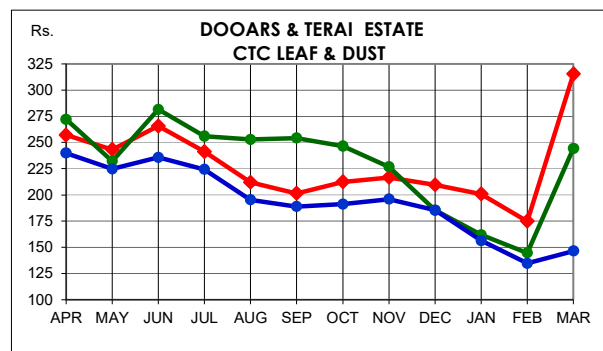
Months	2025/26	2024/25	25 vs 24	2023/24	25 vs 23
APR	275.79	285.33	-9.54	244.19	31.60
MAY	266.49	258.23	8.26	222.45	44.04
JUN	292.78	312.75	-19.97	260.44	32.35
JUL	279.80	307.61	-27.81	254.08	25.72
AUG	243.07	297.75	-54.67	231.69	11.38
SEP	232.87	298.57	-65.71	226.95	5.92
OCT	244.22	279.81	-35.60	227.14	17.07
NOV	231.85	246.86	-15.01	217.73	14.12
DEC	211.41	201.67	9.75	185.07	26.34
JAN	183.39	163.43	19.96	152.22	31.17
FEB	165.04	157.19	7.85	137.68	27.36
MAR	189.29	161.36	27.93	129.37	59.92
April to March	239.65	254.56	-14.92	212.61	27.04



Dust : Excluding Orthodox Dust

North India-Doors & Terai - CTC Leaf & Dust Estate

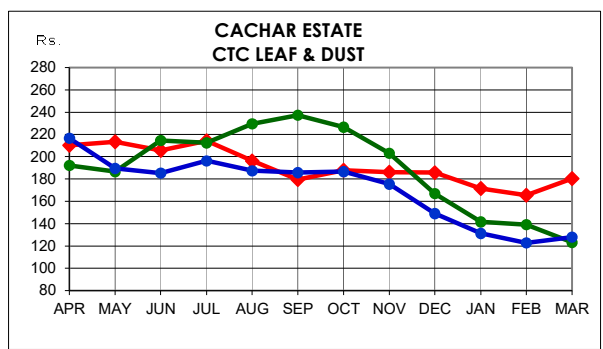
Months	2025/26	2024/25	25 vs 24	2023/24	25 vs 23
APR	257.10	272.02	-14.92	239.91	17.19
MAY	243.14	232.18	10.95	224.77	18.37
JUN	265.72	281.49	-15.77	235.82	29.90
JUL	241.23	255.98	-14.75	224.24	16.99
AUG	211.95	252.81	-40.85	195.37	16.58
SEP	201.43	254.23	-52.80	188.81	12.63
OCT	212.53	246.44	-33.92	191.12	21.41
NOV	216.71	226.76	-10.05	195.87	20.84
DEC	209.59	185.28	24.32	185.43	24.16
JAN	200.87	161.85	39.02	156.44	44.42
FEB	174.74	144.59	30.15	134.61	40.13
MAR	315.29	244.37	70.92	146.51	168.78
April to March	221.21	223.96	-2.75	196.33	24.88



Dust : Excluding Orthodox Dust

North India-Cachar - CTC Leaf & Dust Estate

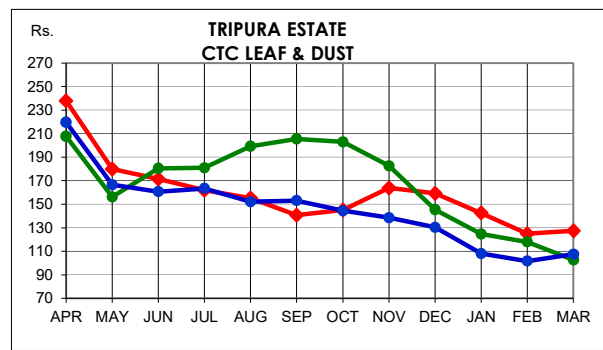
Months	2025/26	2024/25	25 vs 24	2023/24	25 vs 23
APR	210.13	192.24	17.89	216.51	-6.38
MAY	213.55	186.66	26.88	189.60	23.95
JUN	205.70	214.51	-8.81	185.48	20.21
JUL	214.32	212.44	1.88	196.29	18.03
AUG	196.38	229.55	-33.17	187.43	8.96
SEP	179.51	237.22	-57.71	185.72	-6.21
OCT	187.87	226.50	-38.64	186.64	1.23
NOV	186.29	203.12	-16.83	175.38	10.91
DEC	185.74	166.93	18.81	148.95	36.79
JAN	171.61	141.58	30.03	131.23	40.38
FEB	165.56	139.15	26.41	122.75	42.81
MAR	180.45	123.22	57.23	127.93	52.52
April to March	189.96	195.58	-5.63	168.01	21.95



Dust : Excluding Orthodox Dust

North India-TRIPURA - CTC Leaf & Dust Estate

Months	2025/26	2024/25	25 vs 24	2023/24	25 vs 23
APR	237.77	207.75	30.02	219.71	18.06
MAY	179.93	156.19	23.74	166.51	13.41
JUN	171.48	180.39	-8.91	160.76	10.72
JUL	161.86	180.86	-19.00	163.42	-1.56
AUG	155.09	199.16	-44.07	152.07	3.03
SEP	140.61	205.47	-64.86	152.98	-12.37
OCT	144.94	202.91	-57.97	144.38	0.56
NOV	163.78	182.64	-18.86	138.62	25.17
DEC	159.02	145.39	13.62	130.26	28.75
JAN	142.53	124.70	17.82	107.95	34.58
FEB	124.88	117.92	6.97	101.61	23.27
MAR	127.31	102.71	24.60	107.34	19.97
April to March	155.82	174.51	-18.69	142.24	13.59



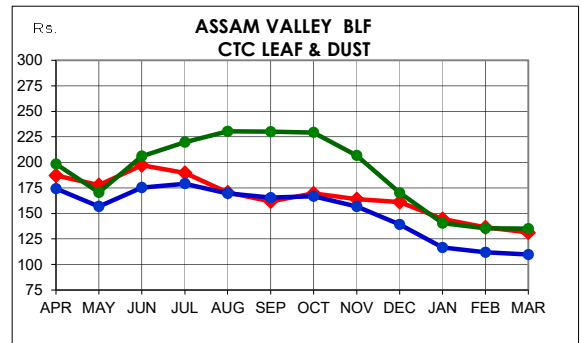
Dust : Excluding Orthodox Dust

North India-Assam Valley - CTC Leaf & Dust

BLF

Months	2025/26	2024/25	25 vs 24	2023/24	25 vs 23
APR	187.11	198.34	-11.23	174.26	12.85
MAY	177.69	170.72	6.97	156.87	20.82
JUN	197.15	206.06	-8.91	175.50	21.65
JUL	189.66	219.85	-30.18	179.18	10.48
AUG	170.77	230.42	-59.65	169.76	1.01
SEP	161.86	230.09	-68.22	165.59	-3.73
OCT	169.57	229.35	-59.78	166.92	2.65
NOV	163.97	206.76	-42.79	156.84	7.12
DEC	161.21	170.20	-8.99	139.25	21.97
JAN	144.41	140.53	3.88	116.81	27.60
FEB	136.28	135.56	0.72	112.02	24.26
MAR	131.28	135.06	-3.78	109.69	21.58
April to March	171.00	198.38	-27.38	156.75	14.25

Dust : Excluding Orthodox Dust



North India-Doors & Terai - CTC Leaf & Dust

BLF

Months	2025/26	2024/25	25 vs 24	2023/24	25 vs 23
APR	134.53	130.73	3.80	124.04	10.49
MAY	129.45	133.57	-4.12	123.92	5.53
JUN	122.54	143.26	-20.72	120.66	1.88
JUL	115.00	148.50	-33.50	121.13	-6.13
AUG	110.99	169.86	-58.87	114.37	-3.39
SEP	112.92	185.50	-72.58	114.63	-1.71
OCT	122.32	194.81	-72.49	119.10	3.22
NOV	126.61	169.34	-42.73	118.37	8.24
DEC	130.57	147.82	-17.25	111.92	18.65
JAN	124.17	131.03	-6.86	100.46	23.70
FEB	121.55	128.30	-6.75	96.72	24.83
MAR	134.26	131.61	2.66	93.31	40.96
April to March	122.19	158.00	-35.80	114.39	7.81

Dust : Excluding Orthodox Dust

