

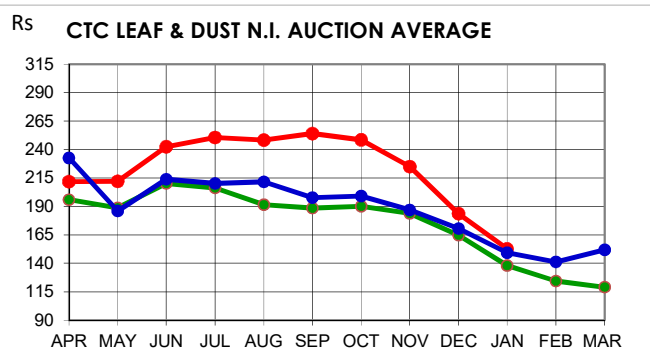


**North India - CTC Leaf & Dust**

Months	2024/25	2023/24	24 vs 23	2022/23	24 vs 22
APR	211.91	195.81	16.10	232.62	-20.71
MAY	212.11	188.86	23.25	186.08	26.03
JUN	242.39	210.15	32.25	213.80	28.59
JUL	250.47	206.17	44.30	210.19	40.28
AUG	248.17	191.60	56.57	211.65	36.51
SEP	254.06	188.50	65.56	197.79	56.27
OCT	248.46	190.13	58.32	199.12	49.34
NOV	224.91	183.92	40.99	186.97	37.94
DEC	183.59	164.70	18.89	170.54	13.05
JAN	152.62	137.97	14.65	149.31	3.31
FEB		124.52		141.17	
MAR		119.01		151.97	

April to January **221.42** **183.73** **37.69** **193.06** **28.36**

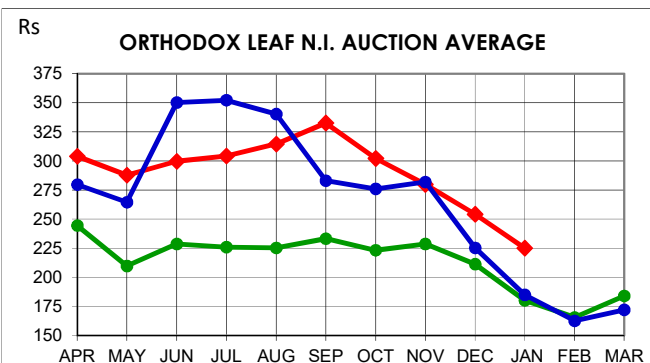
# Dust : Excluding Orthodox Dust



**North India - Orthodox Leaf**

Months	2024/25	2023/24	24 vs 23	2022/23	24 vs 22
APR	303.93	244.42	59.51	279.56	24.37
MAY	287.69	209.82	77.87	264.49	23.20
JUN	299.80	228.77	71.03	350.12	-50.32
JUL	304.22	226.04	78.18	352.16	-47.94
AUG	314.61	225.35	89.27	340.28	-25.67
SEP	332.59	233.22	99.37	282.97	49.62
OCT	302.23	223.23	78.99	276.09	26.14
NOV	279.92	228.64	51.28	281.78	-1.86
DEC	254.20	211.32	42.87	225.33	28.87
JAN	225.13	180.22	44.92	185.00	40.13
FEB		165.63		162.69	
MAR		184.01		172.08	

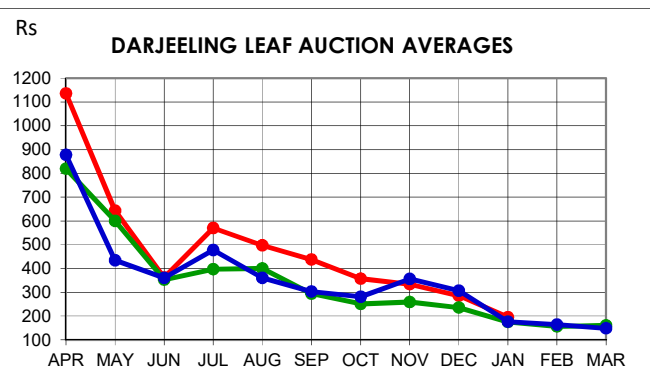
April to January **289.31** **221.89** **67.42** **286.68** **2.63**



**Darjeeling Leaf**

Months	2024/25	2023/24	24 vs 23	2022/23	24 vs 22
APR	1136.32	819.19	317.13	877.62	258.70
MAY	643.20	599.39	43.81	433.96	209.24
JUN	361.23	352.18	9.05	360.23	1.00
JUL	569.62	396.47	173.16	477.07	92.55
AUG	496.89	400.53	96.36	360.89	136.00
SEP	437.16	294.40	142.77	302.79	134.37
OCT	356.69	251.67	105.02	281.50	75.19
NOV	333.80	259.42	74.38	356.34	-22.54
DEC	285.33	235.24	50.09	306.89	-21.56
JAN	195.45	175.58	19.87	176.45	19.00
FEB		156.02		164.40	
MAR		160.68		148.17	

April to January **404.42** **332.30** **72.12** **353.25** **51.17**



(\*Subject to minor revision)