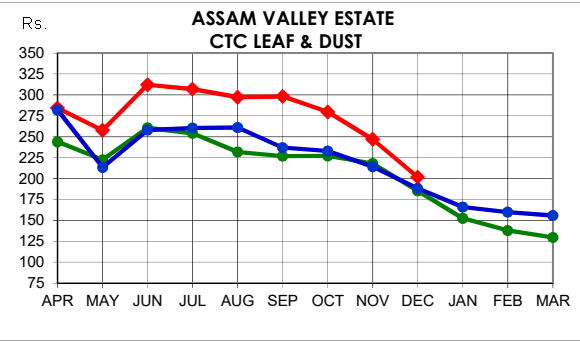




**North India-Assam Valley - CTC Leaf & Dust Estate**

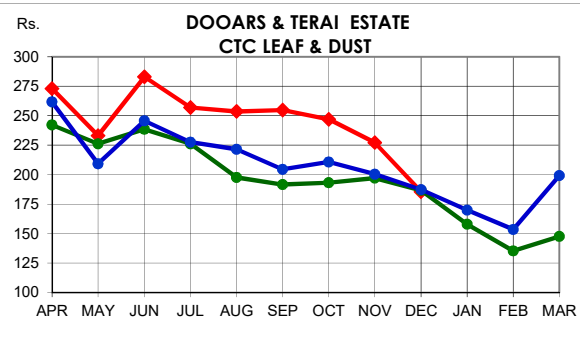
Months	2024/25	2023/24	24 vs 23	2022/23	24 vs 22
APR	284.33	244.02	40.31	281.77	2.57
MAY	257.64	222.53	35.11	213.39	44.25
JUN	312.15	260.62	51.53	257.96	54.18
JUL	307.07	254.04	53.03	260.43	46.65
AUG	297.29	231.74	65.54	260.87	36.42
SEP	298.18	226.94	71.24	237.02	61.16
OCT	279.55	227.03	52.52	232.89	46.66
NOV	246.78	217.86	28.91	214.22	32.56
DEC	201.75	185.15	16.60	188.36	13.39
JAN		152.33		165.91	
FEB		137.95		159.83	
MAR		129.66		155.82	
April to December	272.44	225.90	46.54	232.74	39.69



# Dust : Excluding Orthodox Dust

**North India-Dooars & Terai - CTC Leaf & Dust Estate**

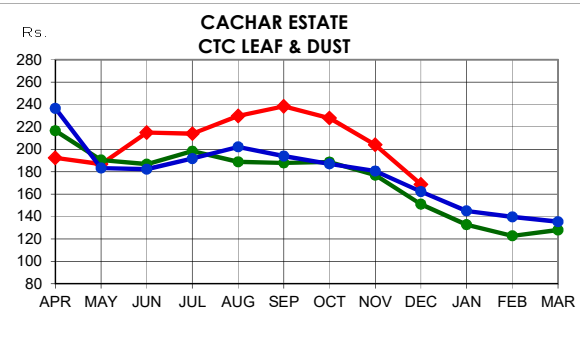
Months	2024/25	2023/24	24 vs 23	2022/23	24 vs 22
APR	272.92	242.16	30.76	261.70	11.22
MAY	233.04	226.31	6.73	209.17	23.87
JUN	282.96	238.47	44.49	245.75	37.20
JUL	256.84	226.13	30.71	227.51	29.33
AUG	253.56	197.74	55.82	221.53	32.03
SEP	254.72	191.65	63.07	204.45	50.27
OCT	247.00	193.22	53.79	210.72	36.28
NOV	227.10	197.13	29.97	200.36	26.75
DEC	185.63	186.78	-1.15	187.38	-1.75
JAN		157.98		169.92	
FEB		135.22		153.52	
MAR		147.63		199.25	
April to December	239.00	205.33	33.67	214.83	24.17



# Dust : Excluding Orthodox Dust

**North India-Cachar - CTC Leaf & Dust Estate**

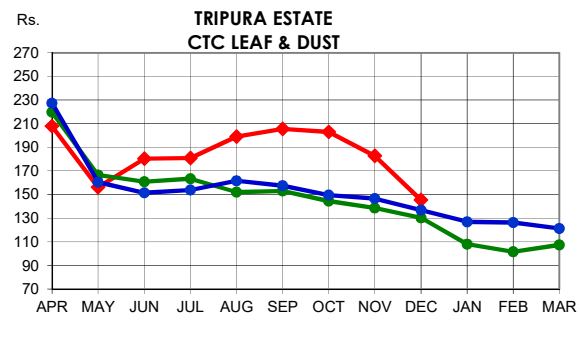
Months	2024/25	2023/24	24 vs 23	2022/23	24 vs 22
APR	192.24	216.51	-24.26	236.46	-44.22
MAY	186.66	190.38	-3.72	183.33	3.33
JUN	215.00	186.67	28.34	182.31	32.69
JUL	213.89	198.36	15.53	191.67	22.22
AUG	229.78	188.84	40.94	202.25	27.53
SEP	238.28	187.79	50.49	194.04	44.24
OCT	227.77	188.52	39.26	186.95	40.82
NOV	204.07	176.97	27.10	180.58	23.49
DEC	168.75	151.06	17.69	162.19	6.56
JAN		132.69		145.03	
FEB		122.75		139.74	
MAR		127.93		135.40	
April to December	211.67	181.66	30.01	184.84	26.83



# Dust : Excluding Orthodox Dust

**North India-TRIPURA - CTC Leaf & Dust Estate**

Months	2024/25	2023/24	24 vs 23	2022/23	24 vs 22
APR	207.75	219.71	-11.96	227.34	-19.58
MAY	156.19	166.51	-10.32	160.47	-4.28
JUN	180.39	160.76	19.63	151.56	28.83
JUL	180.86	163.42	17.44	153.80	27.06
AUG	199.16	152.07	47.09	161.65	37.50
SEP	205.47	152.98	52.49	157.57	47.90
OCT	202.91	144.38	58.53	149.58	53.34
NOV	182.64	138.62	44.03	146.68	35.96
DEC	145.39	130.26	15.13	136.92	8.47
JAN		107.95		126.89	
FEB		101.61		126.31	
MAR		107.34		121.33	
April to December	183.99	149.76	34.23	153.05	30.94



# Dust : Excluding Orthodox Dust

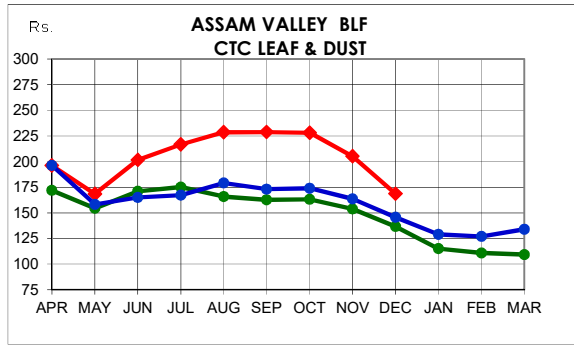


**North India-Assam Valley - CTC Leaf & Dust**

**BLF**

Months	2024/25	2023/24	24 vs 23	2022/23	24 vs 22
APR	196.32	171.88	24.45	196.35	-0.03
MAY	168.42	154.49	13.93	158.32	10.10
JUN	201.74	171.18	30.55	164.92	36.81
JUL	216.63	175.21	41.42	167.26	49.37
AUG	228.55	165.96	62.59	179.08	49.47
SEP	228.75	162.69	66.06	173.12	55.62
OCT	228.04	163.28	64.76	174.07	53.97
NOV	205.28	153.75	51.54	163.72	41.57
DEC	168.68	136.66	32.02	145.76	22.92
JAN		115.22		129.03	
FEB		110.88		127.03	
MAR		109.34		133.96	
April to December	208.26	160.42	47.84	167.06	41.20

# Dust : Excluding Orthodox Dust



**North India-Dooars & Terai - CTC Leaf & Dust**

**BLF**

Months	2024/25	2023/24	24 vs 23	2022/23	24 vs 22
APR	130.80	124.48	6.32	158.63	-27.83
MAY	133.80	124.33	9.47	130.47	3.33
JUN	143.51	121.24	22.27	122.58	20.93
JUL	148.83	121.58	27.24	120.44	28.39
AUG	170.23	114.75	55.47	126.97	43.25
SEP	185.79	114.81	70.99	127.58	58.21
OCT	194.98	119.27	75.71	134.66	60.32
NOV	169.54	118.64	50.90	134.77	34.77
DEC	148.04	112.05	35.99	126.58	21.46
JAN		100.67		116.63	
FEB		96.63		114.74	
MAR		93.29		128.02	
April to December	163.98	118.16	45.82	129.53	34.45

# Dust : Excluding Orthodox Dust

