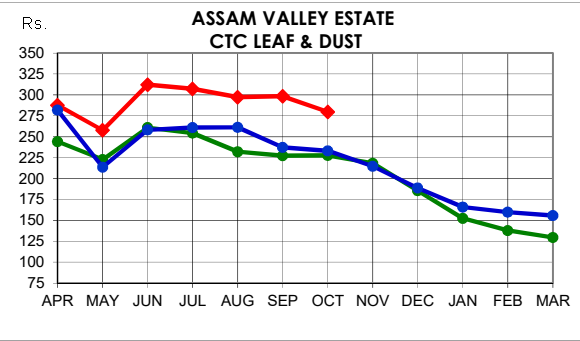




North India-Assam Valley - CTC Leaf & Dust Estate

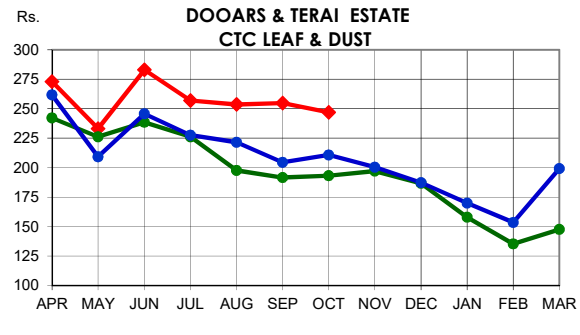
Months	2024/25	2023/24	24 vs 23	2022/23	24 vs 22
APR	287.78	244.28	43.50	281.77	6.02
MAY	257.71	222.78	34.93	213.64	44.06
JUN	312.25	260.85	51.40	258.29	53.95
JUL	307.36	254.23	53.12	260.83	46.52
AUG	297.40	232.09	65.31	261.22	36.19
SEP	298.28	227.47	70.81	237.28	60.99
OCT	279.66	227.55	52.11	233.21	46.44
NOV		218.35		214.61	
DEC		185.46		188.72	
JAN		152.33		165.91	
FEB		137.95		159.83	
MAR		129.66		155.82	
April to October	293.24	236.65	56.59	248.32	44.92



Dust : Excluding Orthodox Dust

North India-Dooars & Terai - CTC Leaf & Dust Estate

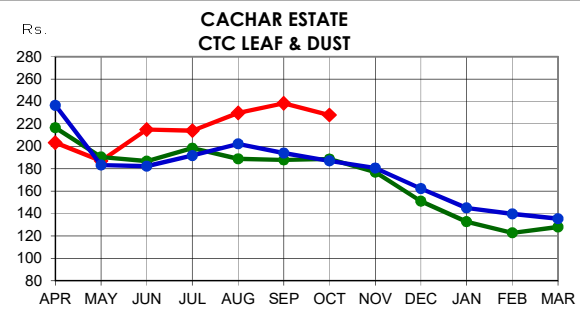
Months	2024/25	2023/24	24 vs 23	2022/23	24 vs 22
APR	272.92	242.16	30.76	261.70	11.22
MAY	233.04	226.31	6.73	209.17	23.87
JUN	282.96	238.47	44.49	245.75	37.20
JUL	256.84	226.13	30.71	227.51	29.33
AUG	253.56	197.74	55.82	221.53	32.03
SEP	254.72	191.65	63.07	204.45	50.27
OCT	247.00	193.22	53.79	210.72	36.28
NOV		197.13		200.36	
DEC		186.78		187.38	
JAN		157.98		169.92	
FEB		135.22		153.52	
MAR		147.63		199.25	
April to October	254.34	210.76	43.59	223.19	31.15



Dust : Excluding Orthodox Dust

North India-Cachar - CTC Leaf & Dust Estate

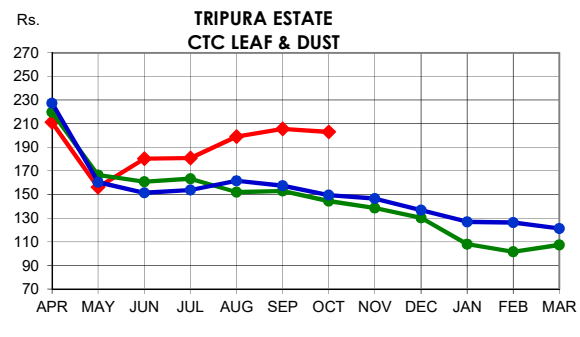
Months	2024/25	2023/24	24 vs 23	2022/23	24 vs 22
APR	203.18	216.51	-13.32	236.46	-33.28
MAY	186.89	190.38	-3.50	183.33	3.56
JUN	215.00	186.67	28.34	182.31	32.69
JUL	213.89	198.36	15.53	191.67	22.22
AUG	229.78	188.84	40.94	202.25	27.53
SEP	238.28	187.79	50.49	194.04	44.24
OCT	227.77	188.52	39.26	186.95	40.82
NOV		176.97		180.58	
DEC		151.06		162.19	
JAN		132.69		145.03	
FEB		122.75		139.74	
MAR		127.93		135.40	
April to October	220.83	189.98	30.85	192.78	28.05



Dust : Excluding Orthodox Dust

North India-TRIPURA - CTC Leaf & Dust Estate

Months	2024/25	2023/24	24 vs 23	2022/23	24 vs 22
APR	211.16	219.71	-8.55	227.34	-16.18
MAY	156.19	166.51	-10.32	160.47	-4.28
JUN	180.39	160.76	19.63	151.56	28.83
JUL	180.86	163.42	17.44	153.80	27.06
AUG	199.16	152.07	47.09	161.65	37.50
SEP	205.47	152.98	52.49	157.57	47.90
OCT	202.91	144.38	58.53	149.58	53.34
NOV		138.62		146.68	
DEC		130.26		136.92	
JAN		107.95		126.89	
FEB		101.61		126.31	
MAR		107.34		121.33	
April to October	190.93	155.57	35.36	157.57	33.36



Dust : Excluding Orthodox Dust

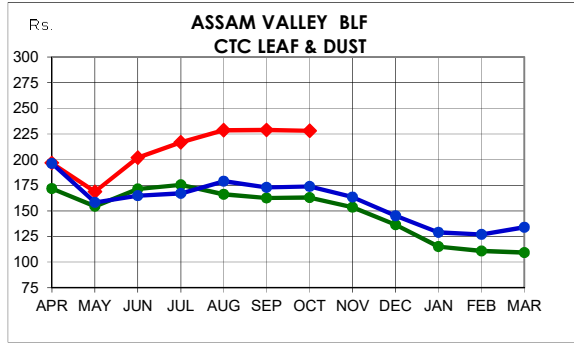


North India-Assam Valley - CTC Leaf & Dust

BLF

Months	2024/25	2023/24	24 vs 23	2022/23	24 vs 22
APR	196.73	171.79	24.94	196.35	0.37
MAY	168.70	154.48	14.22	158.22	10.48
JUN	201.86	171.31	30.55	164.74	37.12
JUL	216.83	175.43	41.39	167.02	49.80
AUG	228.61	166.12	62.49	178.85	49.76
SEP	228.90	162.56	66.34	172.97	55.93
OCT	228.15	163.08	65.07	173.84	54.31
NOV		153.52		163.37	
DEC		136.39		145.32	
JAN		115.22		129.03	
FEB		110.88		127.03	
MAR		109.34		133.96	
April to October	216.37	166.06	50.32	171.40	44.98

Dust : Excluding Orthodox Dust



North India-Dooars & Terai - CTC Leaf & Dust

BLF

Months	2024/25	2023/24	24 vs 23	2022/23	24 vs 22
APR	131.03	124.48	6.55	158.63	-27.60
MAY	133.83	124.33	9.50	130.47	3.36
JUN	143.54	121.24	22.29	122.58	20.96
JUL	148.83	121.58	27.24	120.44	28.39
AUG	170.23	114.75	55.47	126.97	43.25
SEP	185.79	114.81	70.99	127.58	58.21
OCT	194.98	119.27	75.71	134.66	60.32
NOV		118.64		134.77	
DEC		112.05		126.58	
JAN		100.67		116.63	
FEB		96.63		114.74	
MAR		93.29		128.02	
April to October	165.69	119.16	46.53	128.68	37.01

Dust : Excluding Orthodox Dust

