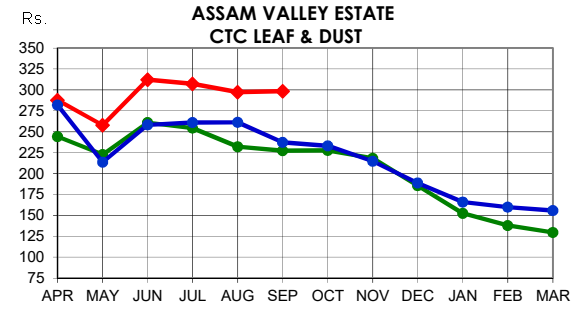




**North India-Assam Valley - CTC Leaf & Dust Estate**

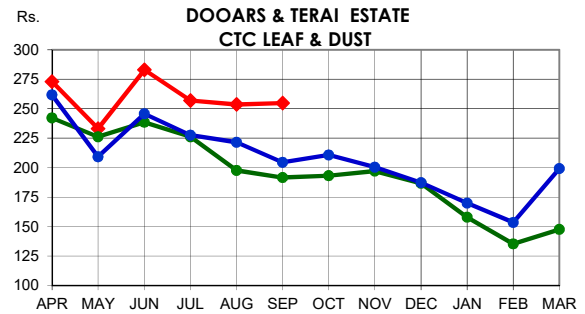
| Months             | 2024/25 | 2023/24 | 24 vs 23 | 2022/23 | 24 vs 22 |
|--------------------|---------|---------|----------|---------|----------|
| APR                | 287.78  | 244.28  | 43.50    | 281.77  | 6.02     |
| MAY                | 257.71  | 222.78  | 34.93    | 213.64  | 44.06    |
| JUN                | 312.25  | 260.85  | 51.40    | 258.29  | 53.95    |
| JUL                | 307.36  | 254.23  | 53.12    | 260.83  | 46.52    |
| AUG                | 297.40  | 232.09  | 65.31    | 261.22  | 36.19    |
| SEP                | 298.28  | 227.46  | 70.82    | 237.28  | 60.99    |
| OCT                |         | 227.55  |          | 233.18  |          |
| NOV                |         | 218.35  |          | 214.61  |          |
| DEC                |         | 185.46  |          | 188.72  |          |
| JAN                |         | 152.33  |          | 165.91  |          |
| FEB                |         | 137.95  |          | 159.83  |          |
| MAR                |         | 129.66  |          | 155.82  |          |
| April to September | 296.82  | 238.47  | 58.34    | 250.96  | 45.85    |



# Dust : Excluding Orthodox Dust

**North India-Dooars & Terai - CTC Leaf & Dust Estate**

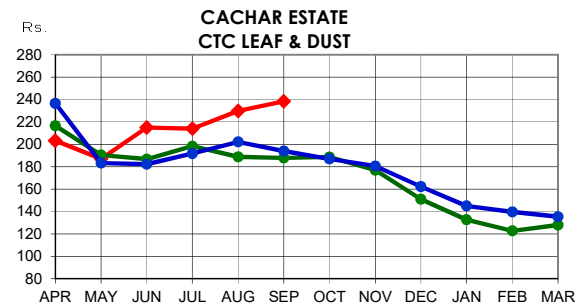
| Months             | 2024/25 | 2023/24 | 24 vs 23 | 2022/23 | 24 vs 22 |
|--------------------|---------|---------|----------|---------|----------|
| APR                | 272.92  | 242.16  | 30.76    | 261.70  | 11.22    |
| MAY                | 233.04  | 226.31  | 6.73     | 209.17  | 23.87    |
| JUN                | 282.96  | 238.47  | 44.49    | 245.75  | 37.20    |
| JUL                | 256.84  | 226.13  | 30.71    | 227.51  | 29.33    |
| AUG                | 253.56  | 197.74  | 55.82    | 221.53  | 32.03    |
| SEP                | 254.72  | 191.65  | 63.07    | 204.45  | 50.27    |
| OCT                |         | 193.22  |          | 210.72  |          |
| NOV                |         | 197.13  |          | 200.36  |          |
| DEC                |         | 186.78  |          | 187.38  |          |
| JAN                |         | 157.98  |          | 169.92  |          |
| FEB                |         | 135.22  |          | 153.52  |          |
| MAR                |         | 147.63  |          | 199.25  |          |
| April to September | 255.73  | 214.17  | 41.55    | 225.41  | 30.32    |



# Dust : Excluding Orthodox Dust

**North India-Cachar - CTC Leaf & Dust Estate**

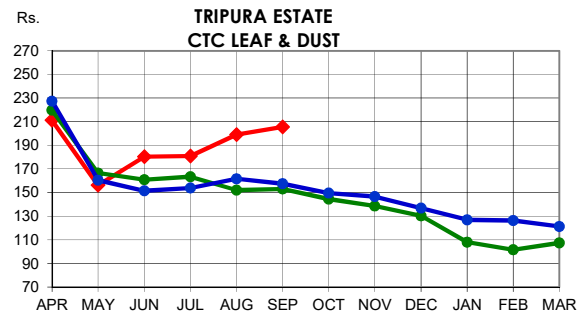
| Months             | 2024/25 | 2023/24 | 24 vs 23 | 2022/23 | 24 vs 22 |
|--------------------|---------|---------|----------|---------|----------|
| APR                | 203.18  | 216.51  | -13.32   | 236.46  | -33.28   |
| MAY                | 186.89  | 190.38  | -3.50    | 183.33  | 3.56     |
| JUN                | 215.00  | 186.67  | 28.34    | 182.31  | 32.69    |
| JUL                | 213.89  | 198.36  | 15.53    | 191.67  | 22.22    |
| AUG                | 229.78  | 188.84  | 40.94    | 202.25  | 27.53    |
| SEP                | 238.28  | 187.79  | 50.49    | 194.04  | 44.24    |
| OCT                |         | 188.52  |          | 186.95  |          |
| NOV                |         | 176.97  |          | 180.58  |          |
| DEC                |         | 151.06  |          | 162.19  |          |
| JAN                |         | 132.69  |          | 145.03  |          |
| FEB                |         | 122.75  |          | 139.74  |          |
| MAR                |         | 127.93  |          | 135.40  |          |
| April to September | 219.47  | 190.32  | 29.15    | 193.93  | 25.54    |



# Dust : Excluding Orthodox Dust

**North India-TRIPURA - CTC Leaf & Dust Estate**

| Months             | 2024/25 | 2023/24 | 24 vs 23 | 2022/23 | 24 vs 22 |
|--------------------|---------|---------|----------|---------|----------|
| APR                | 211.16  | 219.71  | -8.55    | 227.34  | -16.18   |
| MAY                | 156.19  | 166.51  | -10.32   | 160.47  | -4.28    |
| JUN                | 180.39  | 160.76  | 19.63    | 151.56  | 28.83    |
| JUL                | 180.86  | 163.42  | 17.44    | 153.80  | 27.06    |
| AUG                | 199.16  | 152.07  | 47.09    | 161.65  | 37.50    |
| SEP                | 205.47  | 152.98  | 52.49    | 157.57  | 47.90    |
| OCT                |         | 144.38  |          | 149.58  |          |
| NOV                |         | 138.62  |          | 146.68  |          |
| DEC                |         | 130.26  |          | 136.92  |          |
| JAN                |         | 107.95  |          | 126.89  |          |
| FEB                |         | 101.61  |          | 126.31  |          |
| MAR                |         | 107.34  |          | 121.33  |          |
| April to September | 182.82  | 158.37  | 24.45    | 158.92  | 23.90    |



# Dust : Excluding Orthodox Dust

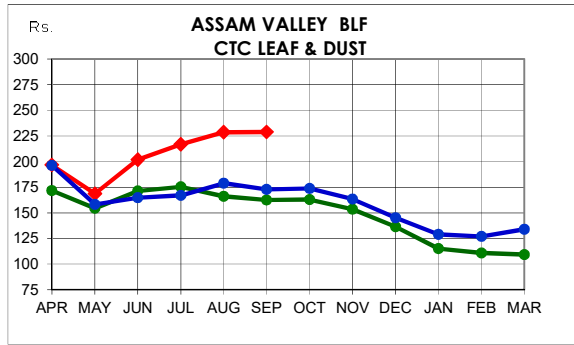


**North India-Assam Valley - CTC Leaf & Dust**

**BLF**

| Months             | 2024/25 | 2023/24 | 24 vs 23 | 2022/23 | 24 vs 22 |
|--------------------|---------|---------|----------|---------|----------|
| APR                | 196.74  | 171.79  | 24.96    | 196.35  | 0.39     |
| MAY                | 168.69  | 154.48  | 14.21    | 158.22  | 10.47    |
| JUN                | 201.82  | 171.31  | 30.51    | 164.74  | 37.08    |
| JUL                | 216.80  | 175.43  | 41.37    | 167.02  | 49.78    |
| AUG                | 228.60  | 166.12  | 62.48    | 178.85  | 49.75    |
| SEP                | 228.91  | 162.56  | 66.35    | 172.97  | 55.94    |
| OCT                |         | 163.08  |          | 173.84  |          |
| NOV                |         | 153.52  |          | 163.37  |          |
| DEC                |         | 136.39  |          | 145.32  |          |
| JAN                |         | 115.22  |          | 129.03  |          |
| FEB                |         | 110.88  |          | 127.03  |          |
| MAR                |         | 109.34  |          | 133.96  |          |
| April to September | 213.49  | 166.58  | 46.91    | 170.92  | 42.57    |

# Dust : Excluding Orthodox Dust



**North India-Dooars & Terai - CTC Leaf & Dust**

**BLF**

| Months             | 2024/25 | 2023/24 | 24 vs 23 | 2022/23 | 24 vs 22 |
|--------------------|---------|---------|----------|---------|----------|
| APR                | 131.03  | 124.48  | 6.55     | 158.63  | -27.60   |
| MAY                | 133.83  | 124.33  | 9.50     | 130.47  | 3.36     |
| JUN                | 143.54  | 121.24  | 22.29    | 122.58  | 20.96    |
| JUL                | 148.83  | 121.58  | 27.24    | 120.44  | 28.39    |
| AUG                | 170.23  | 114.75  | 55.47    | 126.97  | 43.25    |
| SEP                | 185.79  | 114.81  | 70.99    | 127.58  | 58.21    |
| OCT                |         | 119.27  |          | 134.66  |          |
| NOV                |         | 118.64  |          | 134.77  |          |
| DEC                |         | 112.05  |          | 126.58  |          |
| JAN                |         | 100.67  |          | 116.63  |          |
| FEB                |         | 96.63   |          | 114.74  |          |
| MAR                |         | 93.29   |          | 128.02  |          |
| April to September | 159.28  | 119.15  | 40.13    | 127.74  | 31.54    |

# Dust : Excluding Orthodox Dust

