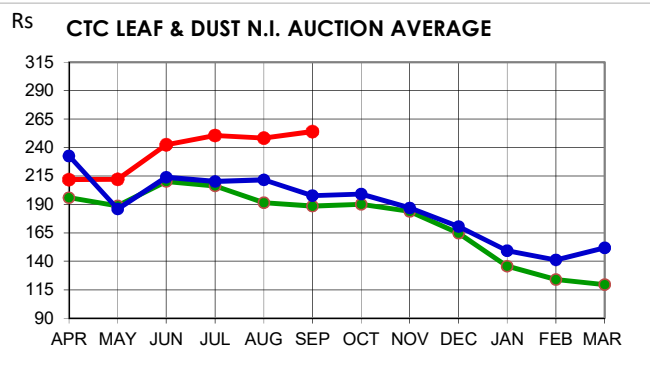




North India - CTC Leaf & Dust

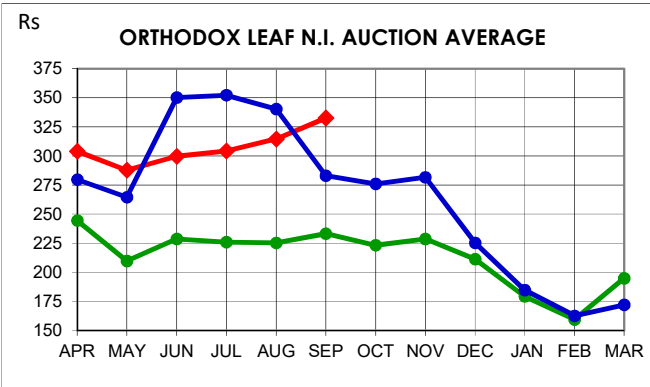
Months	2024/25	2023/24	24 vs 23	2022/23	24 vs 22
APR	211.91	195.81	16.10	232.62	-20.71
MAY	212.11	188.86	23.25	186.08	26.03
JUN	242.39	210.15	32.25	213.80	28.59
JUL	250.47	206.17	44.30	210.19	40.28
AUG	248.17	191.60	56.56	211.65	36.51
SEP	254.06	188.50	65.56	197.79	56.27
OCT		190.04		199.12	
NOV		183.94		186.97	
DEC		164.70		170.54	
JAN		135.80		149.31	
FEB		123.98		141.17	
MAR		119.55		151.97	
April to September	244.10	196.08	48.02	207.04	37.06

Dust : Excluding Orthodox Dust



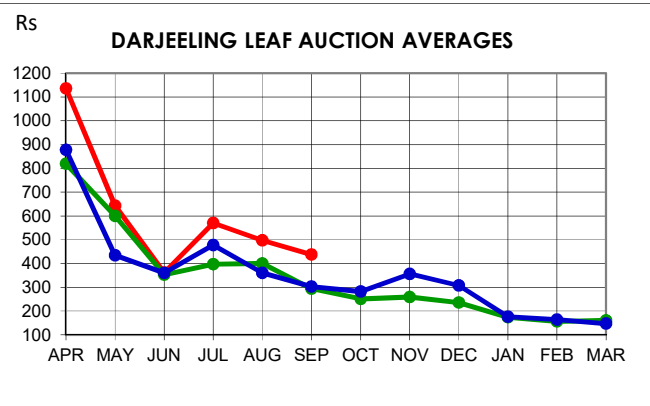
North India - Orthodox Leaf

Months	2024/25	2023/24	24 vs 23	2022/23	24 vs 22
APR	303.93	244.42	59.51	279.56	24.37
MAY	287.69	209.82	77.87	264.49	23.20
JUN	299.80	228.77	71.03	350.12	-50.32
JUL	304.22	226.04	78.18	352.16	-47.94
AUG	314.61	225.35	89.27	340.28	-25.67
SEP	332.59	233.22	99.37	282.97	49.62
OCT		223.23		276.01	
NOV		228.73		281.73	
DEC		211.32		225.25	
JAN		179.34		184.76	
FEB		159.37		162.69	
MAR		194.76		171.98	
April to September	309.07	226.39	82.68	319.78	-10.71



Darjeeling Leaf

Months	2024/25	2023/24	24 vs 23	2022/23	24 vs 22
APR	1136.32	819.19	317.13	877.62	258.70
MAY	643.20	599.39	43.81	433.96	209.24
JUN	361.23	352.18	9.05	360.23	1.00
JUL	569.62	396.47	173.16	477.07	92.55
AUG	496.89	400.53	96.36	360.89	136.00
SEP	437.16	294.40	142.77	302.79	134.37
OCT		251.67		281.61	
NOV		259.42		356.02	
DEC		235.24		307.23	
JAN		173.60		176.12	
FEB		156.48		164.40	
MAR		160.40		147.12	
April to September	484.86	408.69	76.17	398.63	86.23



(*Subject to minor revision)