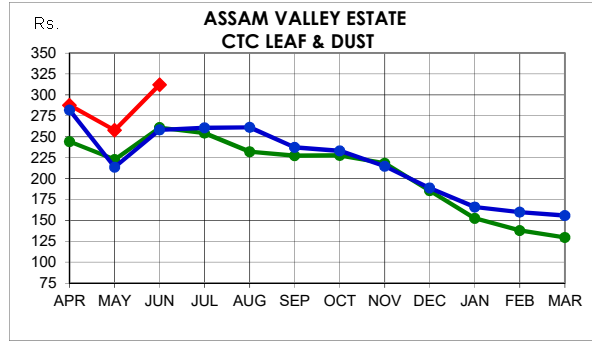




North India-Assam Valley - CTC Leaf & Dust Estate

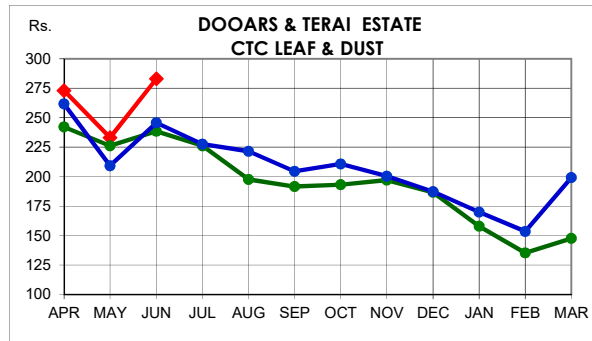
Months	2024/25	2023/24	24 vs 23	2022/23	24 vs 22
APR	287.78	244.28	43.50	281.77	6.01
MAY	257.71	222.70	35.01	213.60	44.10
JUN	312.25	260.83	51.41	258.24	54.00
JUL		254.23		260.82	
AUG		232.09		261.22	
SEP		227.46		237.28	
OCT		227.55		233.18	
NOV		218.35		214.61	
DEC		185.46		188.72	
JAN		152.33		165.91	
FEB		137.95		159.83	
MAR		129.66		155.82	
April to June	285.56	245.39	40.17	246.83	38.73



Dust : Excluding Orthodox Dust

North India-Dooars & Terai - CTC Leaf & Dust Estate

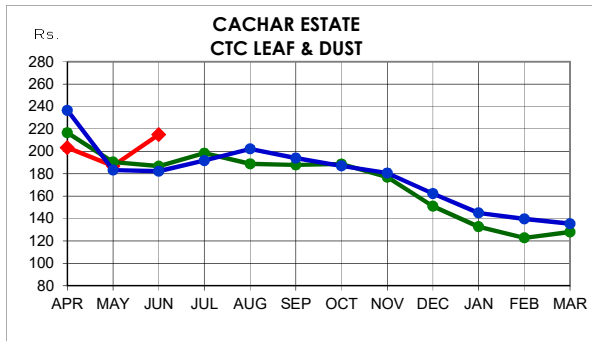
Months	2024/25	2023/24	24 vs 23	2022/23	24 vs 22
APR	272.92	242.16	30.76	261.70	11.22
MAY	233.04	226.31	6.73	209.17	23.87
JUN	282.96	238.47	44.49	245.75	37.20
JUL		226.13		227.51	
AUG		197.74		221.53	
SEP		191.65		204.45	
OCT		193.22		210.72	
NOV		197.13		200.36	
DEC		186.78		187.38	
JAN		157.98		169.92	
FEB		135.22		153.52	
MAR		147.63		199.25	
April to June	256.98	235.04	21.94	238.63	18.34



Dust : Excluding Orthodox Dust

North India-Cachar - CTC Leaf & Dust Estate

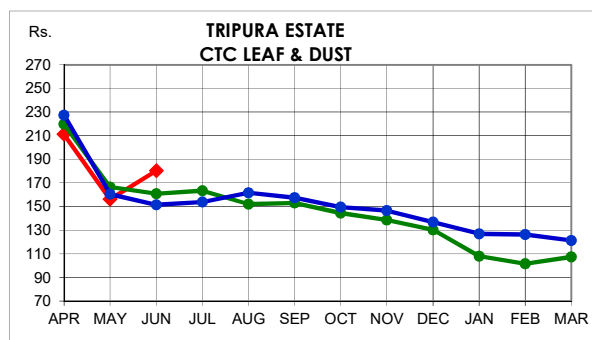
Months	2024/25	2023/24	24 vs 23	2022/23	24 vs 22
APR	203.18	216.51	-13.32	236.46	-33.28
MAY	186.89	190.38	-3.50	183.33	3.56
JUN	215.00	186.67	28.34	182.31	32.69
JUL		198.36		191.67	
AUG		188.84		202.25	
SEP		187.79		194.04	
OCT		188.52		186.95	
NOV		176.97		180.58	
DEC		151.06		162.19	
JAN		132.69		145.03	
FEB		122.75		139.74	
MAR		127.93		135.40	
April to June	201.95	189.09	12.86	186.64	15.31



Dust : Excluding Orthodox Dust

North India-TRIPURA - CTC Leaf & Dust Estate

Months	2024/25	2023/24	24 vs 23	2022/23	24 vs 22
APR	211.16	219.71	-8.55	227.34	-16.18
MAY	156.19	166.51	-10.32	160.47	-4.28
JUN	180.39	160.76	19.63	151.56	28.83
JUL		163.42		153.80	
AUG		152.07		161.65	
SEP		152.98		157.57	
OCT		144.38		149.58	
NOV		138.62		146.68	
DEC		130.26		136.92	
JAN		107.95		126.89	
FEB		101.61		126.31	
MAR		107.34		121.33	
April to June	170.91	168.56	2.35	161.19	9.72



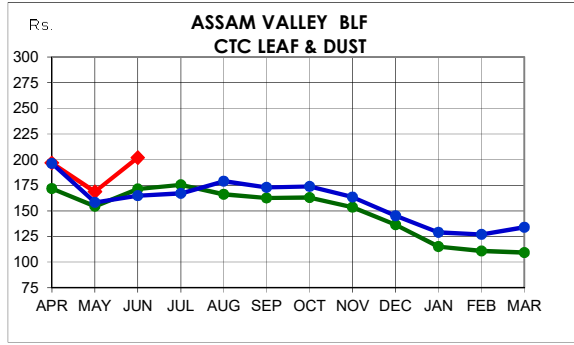
Dust : Excluding Orthodox Dust



North India-Assam Valley - CTC Leaf & Dust

Months	2024/25	2023/24	24 vs 23	2022/23	24 vs 22
APR	196.74	171.79	24.95	196.35	0.38
MAY	168.67	154.52	14.16	158.23	10.45
JUN	201.82	171.32	30.50	164.75	37.06
JUL		175.43		167.03	
AUG		166.12		178.85	
SEP		162.57		172.97	
OCT		163.08		173.84	
NOV		153.52		163.37	
DEC		136.39		145.32	
JAN		115.22		129.03	
FEB		110.88		127.03	
MAR		109.34		133.96	
April to June	187.30	165.18	22.12	166.16	21.14

Dust : Excluding Orthodox Dust



North India-Dooars & Terai - CTC Leaf & Dust

Months	2024/25	2023/24	24 vs 23	2022/23	24 vs 22
APR	131.03	124.48	6.55	158.63	-27.60
MAY	133.83	124.33	9.50	130.47	3.36
JUN	143.54	121.24	22.29	122.58	20.96
JUL		121.58		120.44	
AUG		114.75		126.97	
SEP		114.81		127.58	
OCT		119.27		134.66	
NOV		118.64		134.77	
DEC		112.05		126.58	
JAN		100.67		116.63	
FEB		96.63		114.74	
MAR		93.29		128.02	
April to June	137.21	123.15	14.06	131.88	5.33

Dust : Excluding Orthodox Dust

