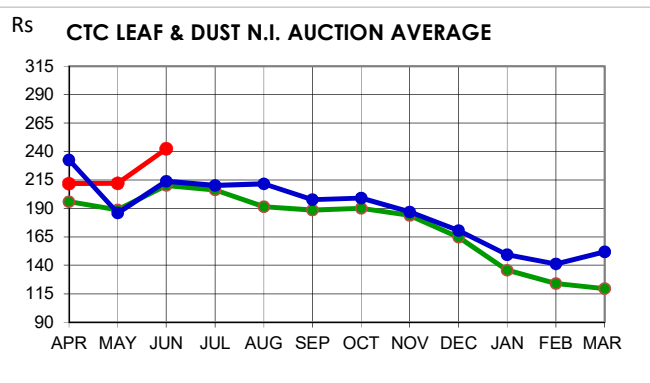




**North India - CTC Leaf & Dust**

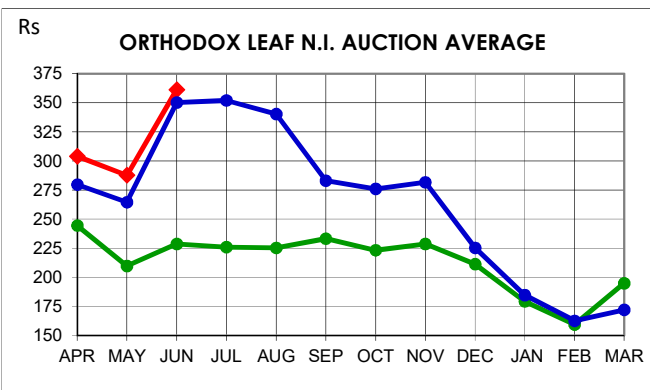
Months	2024/25	2023/24	24 vs 23	2022/23	24 vs 22
APR	211.91	195.81	16.10	232.62	-20.71
MAY	212.11	188.86	23.25	186.08	26.03
JUN	242.39	210.15	32.25	213.80	28.59
JUL		206.17		210.19	
AUG		191.60		211.65	
SEP		188.49		197.79	
OCT		190.04		199.12	
NOV		183.94		186.97	
DEC		164.70		170.54	
JAN		135.80		149.31	
FEB		123.98		141.17	
MAR		119.55		151.97	
April to June	228.06	199.91	28.15	208.14	19.92

# Dust : Excluding Orthodox Dust



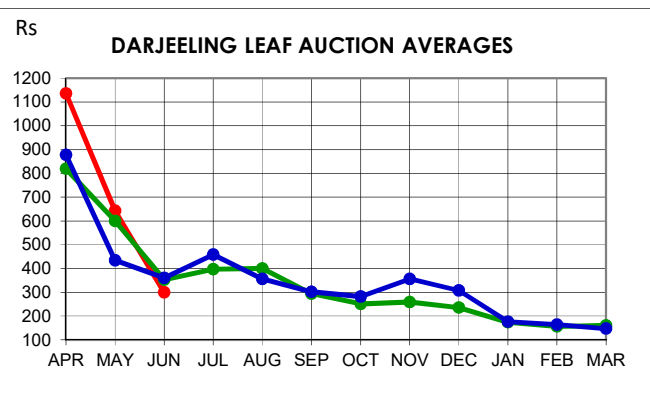
**North India - Orthodox Leaf**

Months	2024/25	2023/24	24 vs 23	2022/23	24 vs 22
APR	303.93	244.42	59.51	279.54	24.38
MAY	287.69	209.82	77.87	264.42	23.27
JUN	361.23	228.77	132.46	350.12	11.10
JUL		226.04		351.99	
AUG		225.35		340.23	
SEP		233.22		282.92	
OCT		223.23		276.01	
NOV		228.73		281.73	
DEC		211.32		225.25	
JAN		179.34		184.76	
FEB		159.37		162.69	
MAR		194.76		171.98	
April to June	293.32	223.98	69.34	311.63	-18.31



**Darjeeling Leaf**

Months	2024/25	2023/24	24 vs 23	2022/23	24 vs 22
APR	1136.32	819.19	317.13	877.62	258.70
MAY	643.20	599.39	43.81	433.96	209.24
JUN	299.80	352.18	-52.38	360.23	-60.43
JUL		396.47		458.22	
AUG		400.53		355.77	
SEP		294.40		302.27	
OCT		251.67		281.61	
NOV		259.42		356.02	
DEC		235.24		307.23	
JAN		173.60		176.12	
FEB		156.48		164.40	
MAR		160.40		147.12	
April to June	308.07	481.17	-173.10	424.62	-116.54



(\*Subject to minor revision)