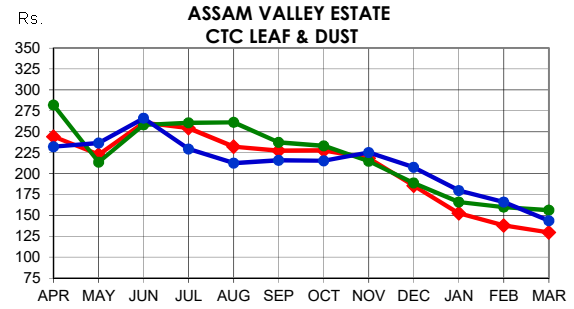




North India-Assam Valley - CTC Leaf & Dust Estate

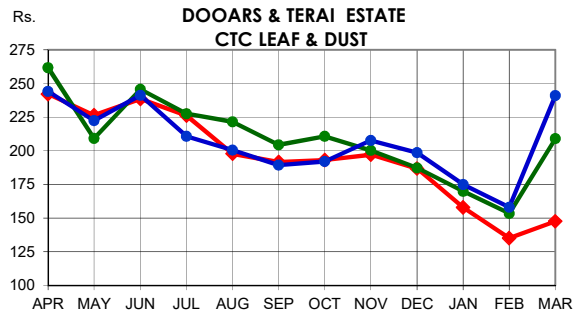
Months	2023/24	2022/23	23 vs 22	2021/22	23 vs 21
APR	244.28	281.77	-37.49	231.95	12.33
MAY	222.70	213.60	9.10	236.48	-13.79
JUN	260.83	258.24	2.59	266.06	-5.22
JUL	254.23	260.82	-6.59	229.30	24.93
AUG	232.09	261.22	-29.12	212.49	19.60
SEP	227.46	237.28	-9.82	215.84	11.62
OCT	227.55	233.18	-5.63	215.11	12.44
NOV	218.35	214.61	3.74	225.21	-6.86
DEC	185.46	188.72	-3.26	207.50	-22.04
JAN	152.33	165.91	-13.58	179.85	-27.52
FEB	137.95	159.83	-21.88	165.91	-27.96
MAR	129.66	156.20	-26.54	143.69	-14.03
April to March	213.09	224.54	-11.45	215.57	-2.49



Dust : Excluding Orthodox Dust

North India-Dooars & Terai - CTC Leaf & Dust Estate

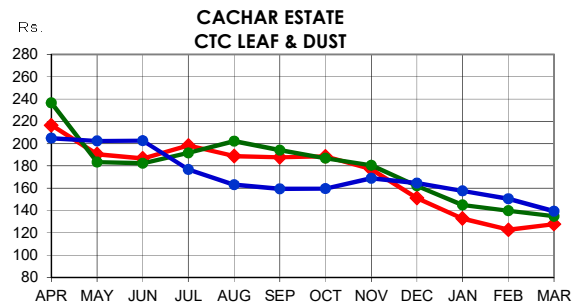
Months	2023/24	2022/23	23 vs 22	2021/22	23 vs 21
APR	242.16	261.70	-19.54	244.19	-2.03
MAY	226.31	209.17	17.14	222.38	3.93
JUN	238.47	245.75	-7.28	241.27	-2.80
JUL	226.13	227.51	-1.38	210.79	15.34
AUG	197.74	221.53	-23.79	200.47	-2.73
SEP	191.65	204.45	-12.80	189.48	2.18
OCT	193.22	210.72	-17.51	192.16	1.06
NOV	197.13	200.36	-3.22	207.76	-10.63
DEC	186.78	187.38	-0.60	198.61	-11.84
JAN	157.98	169.92	-11.94	174.99	-17.01
FEB	135.22	153.52	-18.30	158.13	-22.91
MAR	147.63	209.13	-61.51	241.00	-93.37
April to March	198.28	209.64	-11.35	204.16	-5.88



Dust : Excluding Orthodox Dust

North India-Cachar - CTC Leaf & Dust Estate

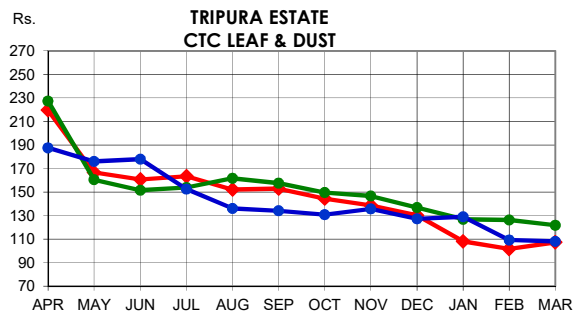
Months	2023/24	2022/23	23 vs 22	2021/22	23 vs 21
APR	216.51	236.46	-19.96	204.80	11.70
MAY	190.38	183.33	7.05	202.45	-12.06
JUN	186.67	182.31	4.35	202.60	-15.94
JUL	198.36	191.67	6.69	176.85	21.51
AUG	188.84	202.25	-13.41	163.24	25.60
SEP	187.79	194.04	-6.26	159.51	28.27
OCT	188.52	186.95	1.56	159.72	28.79
NOV	176.97	180.58	-3.62	168.84	8.13
DEC	151.06	162.19	-11.13	164.55	-13.49
JAN	132.69	145.03	-12.34	157.62	-24.93
FEB	122.75	139.74	-16.99	150.46	-27.70
MAR	127.93	134.84	-6.91	139.37	-11.44
April to March	169.64	175.85	-6.21	166.79	2.85




Dust : Excluding Orthodox Dust

North India-TRIPURA - CTC Leaf & Dust Estate

Months	2023/24	2022/23	23 vs 22	2021/22	23 vs 21
APR	219.71	227.34	-7.63	187.58	32.12
MAY	166.51	160.47	6.05	175.96	-9.45
JUN	160.76	151.56	9.20	177.98	-17.22
JUL	163.42	153.80	9.62	152.42	11.01
AUG	152.07	161.65	-9.59	136.01	16.05
SEP	152.98	157.57	-4.59	134.09	18.89
OCT	144.38	149.58	-5.19	130.82	13.56
NOV	138.62	146.68	-8.07	135.71	2.91
DEC	130.26	136.92	-6.66	127.30	2.97
JAN	107.95	126.89	-18.94	128.96	-21.01
FEB	101.61	126.31	-24.70	109.24	-7.63
MAR	107.34	121.72	-14.38	108.09	-0.75
April to March	142.24	149.55	-7.32	137.64	4.59



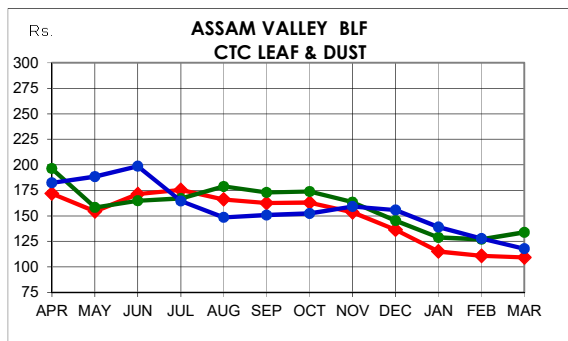
Dust : Excluding Orthodox Dust



North India-Assam Valley - CTC Leaf & Dust

Months	2023/24	2022/23	23 vs 22	2021/22	23 vs 21
APR	171.79	196.35	-24.57	182.39	-10.61
MAY	154.52	158.23	-3.71	188.61	-34.09
JUN	171.32	164.75	6.56	198.67	-27.36
JUL	175.43	167.03	8.40	164.61	10.82
AUG	166.12	178.85	-12.73	148.61	17.51
SEP	162.57	172.97	-10.40	150.75	11.82
OCT	163.08	173.84	-10.76	152.51	10.57
NOV	153.52	163.37	-9.85	159.20	-5.68
DEC	136.39	145.32	-8.93	155.74	-19.35
JAN	115.22	129.03	-13.82	139.12	-23.90
FEB	110.88	127.03	-16.15	127.79	-16.91
MAR	109.34	133.92	-24.58	117.80	-8.46
April to March	153.55	162.65	-9.10	159.16	-5.61

Dust : Excluding Orthodox Dust



North India-Dooars & Terai - CTC Leaf & Dust

Months	2023/24	2022/23	23 vs 22	2021/22	23 vs 21
APR	124.48	158.63	-34.15	161.20	-36.72
MAY	124.33	130.47	-6.14	169.80	-45.47
JUN	121.24	122.58	-1.34	154.82	-33.58
JUL	121.58	120.44	1.15	133.53	-11.95
AUG	114.75	126.97	-12.22	125.51	-10.76
SEP	114.81	127.58	-12.78	122.37	-7.56
OCT	119.27	134.66	-15.39	123.27	-4.00
NOV	118.64	134.77	-16.13	131.07	-12.43
DEC	112.05	126.58	-14.53	130.47	-18.42
JAN	100.68	116.63	-15.95	121.56	-20.88
FEB	96.63	114.74	-18.11	114.54	-17.91
MAR	93.29	129.23	-35.94	135.78	-42.50
April to March	114.69	127.45	-12.77	132.24	-17.55

Dust : Excluding Orthodox Dust

