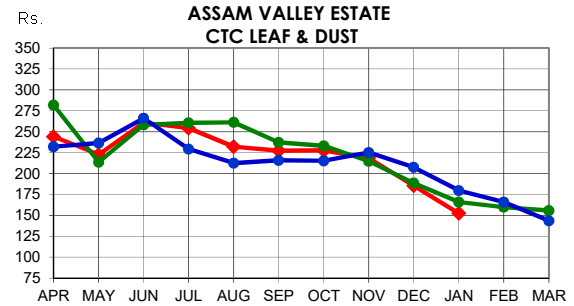




North India-Assam Valley - CTC Leaf & Dust Estate

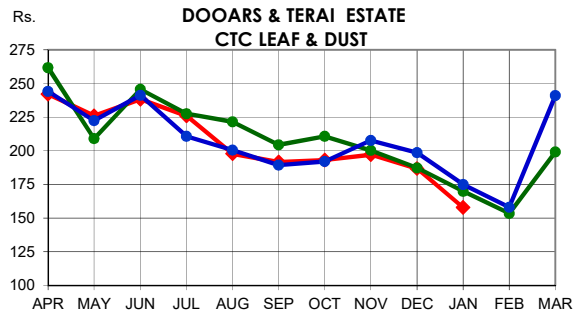
Months	2023/24	2022/23	23 vs 22	2021/22	23 vs 21
APR	244.28	281.77	-37.49	231.95	12.33
MAY	222.70	213.60	9.10	236.48	-13.79
JUN	260.83	258.24	2.59	266.06	-5.22
JUL	254.23	260.82	-6.59	229.30	24.93
AUG	232.09	261.22	-29.12	212.49	19.60
SEP	227.46	237.28	-9.82	215.84	11.62
OCT	227.55	233.18	-5.63	215.11	12.44
NOV	218.35	214.61	3.74	225.21	-6.86
DEC	185.46	188.72	-3.26	207.50	-22.04
JAN	152.33	165.91	-13.58	179.85	-27.52
FEB		159.83		165.94	
MAR		155.88		143.69	
April to January	216.65	226.84	-10.19	217.84	-1.19



Dust : Excluding Orthodox Dust

North India-Dooars & Terai - CTC Leaf & Dust Estate

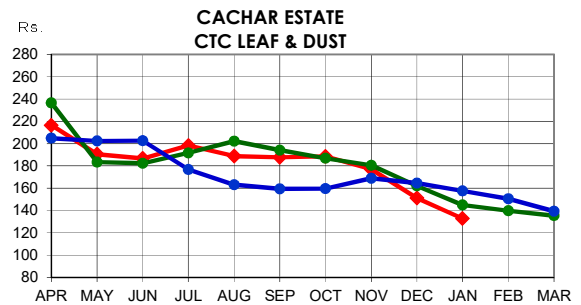
Months	2023/24	2022/23	23 vs 22	2021/22	23 vs 21
APR	242.10	261.70	-19.60	244.19	-2.09
MAY	226.02	209.13	16.89	222.38	3.64
JUN	238.37	245.72	-7.35	241.27	-2.90
JUL	226.08	227.49	-1.41	210.79	15.29
AUG	197.71	221.51	-23.80	200.47	-2.76
SEP	191.62	204.43	-12.80	189.48	2.15
OCT	193.15	210.71	-17.56	192.16	0.99
NOV	197.09	200.35	-3.26	207.76	-10.67
DEC	186.75	187.37	-0.63	198.61	-11.87
JAN	157.93	169.89	-11.96	174.98	-17.05
FEB		153.52		158.13	
MAR		199.13		241.00	
April to January	199.92	211.14	-11.23	204.82	-4.91



Dust : Excluding Orthodox Dust

North India-Cachar - CTC Leaf & Dust Estate

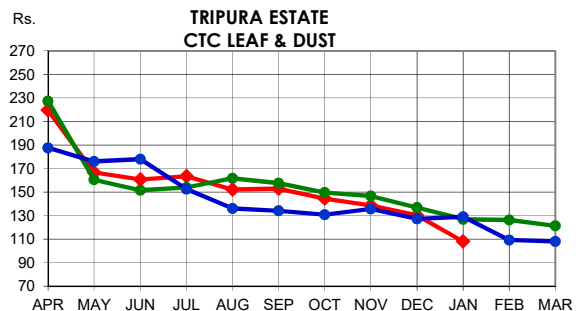
Months	2023/24	2022/23	23 vs 22	2021/22	23 vs 21
APR	216.51	236.46	-19.96	204.80	11.70
MAY	190.38	183.33	7.05	202.45	-12.06
JUN	186.67	182.31	4.35	202.60	-15.94
JUL	198.36	191.67	6.69	176.85	21.51
AUG	188.84	202.25	-13.41	163.24	25.60
SEP	187.79	194.04	-6.26	159.51	28.27
OCT	188.52	186.95	1.56	159.72	28.79
NOV	176.97	180.58	-3.62	168.84	8.13
DEC	151.06	162.19	-11.13	164.55	-13.49
JAN	132.69	145.03	-12.34	157.62	-24.93
FEB		139.75		150.46	
MAR		135.40		139.37	
April to January	173.74	179.40	-5.67	168.41	5.33




Dust : Excluding Orthodox Dust

North India-TRIPURA - CTC Leaf & Dust Estate

Months	2023/24	2022/23	23 vs 22	2021/22	23 vs 21
APR	219.71	227.34	-7.63	187.58	32.12
MAY	166.51	160.47	6.05	175.96	-9.45
JUN	160.76	151.56	9.20	177.98	-17.22
JUL	163.42	153.80	9.62	152.42	11.01
AUG	152.07	161.65	-9.59	136.01	16.05
SEP	152.98	157.57	-4.59	134.09	18.89
OCT	144.38	149.58	-5.19	130.82	13.56
NOV	138.62	146.68	-8.07	135.71	2.91
DEC	130.26	136.92	-6.66	127.30	2.97
JAN	107.95	126.89	-18.94	128.96	-21.01
FEB		126.31		109.24	
MAR		121.33		108.09	
April to January	145.22	150.39	-5.16	139.72	5.50



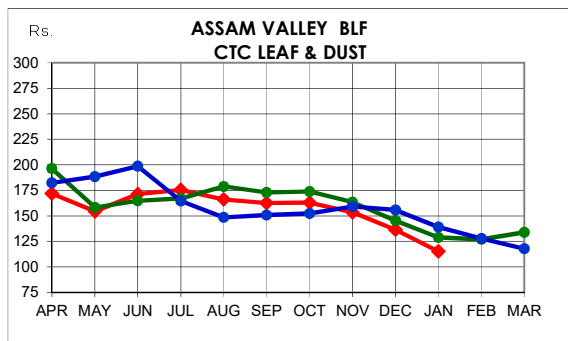
Dust : Excluding Orthodox Dust



North India-Assam Valley - CTC Leaf & Dust

Months	2023/24	2022/23	23 vs 22	2021/22	23 vs 21
APR	171.79	196.35	-24.57	182.39	-10.61
MAY	154.52	158.23	-3.71	188.61	-34.09
JUN	171.32	164.75	6.56	198.67	-27.36
JUL	175.43	167.03	8.40	164.61	10.82
AUG	166.12	178.85	-12.73	148.61	17.51
SEP	162.57	172.97	-10.40	150.75	11.82
OCT	163.08	173.84	-10.76	152.51	10.57
NOV	153.52	163.37	-9.85	159.20	-5.68
DEC	136.39	145.32	-8.93	155.74	-19.35
JAN	115.22	129.03	-13.82	139.12	-23.90
FEB		127.03		127.79	
MAR		133.94		117.80	
April to January	155.69	163.83	-8.14	160.40	-4.71

Dust : Excluding Orthodox Dust



North India-Dooars & Terai - CTC Leaf & Dust

Months	2023/24	2022/23	23 vs 22	2021/22	23 vs 21
APR	124.66	158.63	-33.97	161.20	-36.55
MAY	125.02	130.57	-5.56	169.80	-44.79
JUN	121.54	122.80	-1.26	154.82	-33.28
JUL	121.75	120.59	1.16	133.53	-11.78
AUG	114.86	127.14	-12.27	125.51	-10.64
SEP	114.89	127.74	-12.85	122.37	-7.47
OCT	119.51	134.77	-15.26	123.27	-3.75
NOV	118.79	134.83	-16.03	131.07	-12.28
DEC	112.17	126.59	-14.43	130.47	-18.30
JAN	100.74	116.66	-15.91	121.58	-20.83
FEB		114.74		114.54	
MAR		128.20		135.78	
April to January	115.69	128.09	-12.40	133.15	-17.46

Dust : Excluding Orthodox Dust

